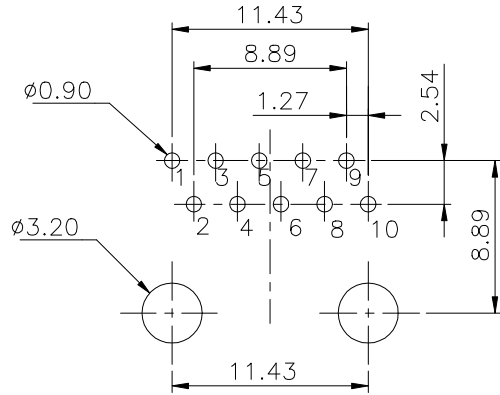
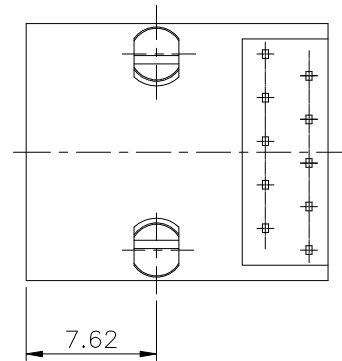
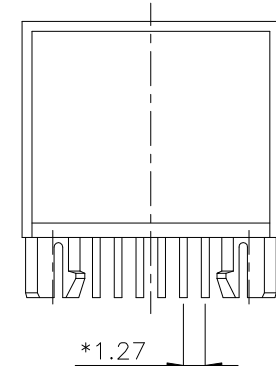
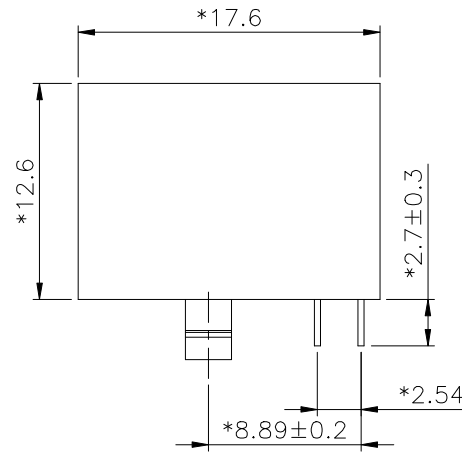
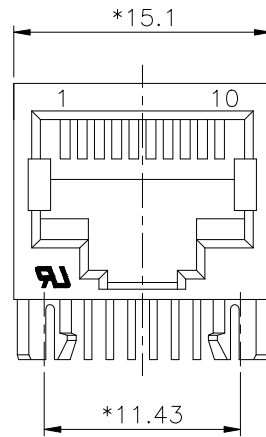


D1RFRD006

REVISION RECORD				
REV	ECO	DESCRIPTION	DRFT	CHKD



PC Board Layout
Component Side Shown



NOTES:

ELECTRICAL:

1. VOLTAGE RATING : 125 VAC RMS.
2. CURRENT RATING : 1.5 AMP.
3. CONTACT RESISTANCE : 30 MILLIOHMS MAX.
4. INSULATION RESISTANCE: 1000 MEGOHMS MIN @ 500 VDC.
5. DIELECTRIC STRENGTH : 1000 VAC RMS 60HZ, 1MIN.

MECHANICAL:

1. HOUSING MATERIAL : GLASS FILLED POLYESTER UL94V-0.
2. CONTACT MATERIAL : PHOSPHOR BRONZE t=0.35mm.
3. PLATING : GOLD PLATING OVER NICKEL, LEAD FREE.
4. OPERATING LIFE : 750 CYCLES MIN.
5. PCB RETENTION PRE-SOLDER : 1 LB MIN.
6. PCB RETENTION POST-SOLDER: 10 LBS MIN.

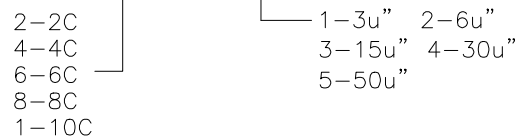
ENVIRONMENTAL:

1. STORAGE : -40°C TO +85°C.
2. OPERATION: 0°C TO 70°C.

MATES WITH MODULAR PLUG CONFORMING TO
FCC PART 68, SUBPART F.

CUL FILE NO. E163191

PART NUMBER: E560X-20004X-L



<p>← MM (INCH) →</p> <p>TOLERANCES EXCEPT AS NOTED</p> <p>MM ± .0 ± 0.20 ± .00 ± 0.15 ± .000 ± 0.075</p>		<p>DFTG QIANPU DATE 6/21/04'</p> <p>CHKD SAMMY DATE 2004/6/21</p> <p>MFO DATE</p> <p>APPLV CZH DATE 2004/6/21</p>	<p>FULL RISE ELECTRONIC CO., LTD</p>	
<p>ANGLES ±</p> <p>THIRD ANGLE PROJECTION</p>		<p>QT'Y :</p> <p>FINISH :</p> <p>SCALE : 3:1</p>	<p>TITLE LEAD FREE 17.6 SIDE ENTRY PCB JACK</p> <p>DRAWING NO. GE563136 SIZE A3 REV 0</p> <p>/PART NO. SEE NOTE</p>	
<p>DO NOT SCALE DRAWING</p>			<p>SHEET X OF Y</p>	